

Site Usage

2,111 Visits

86.03% Bounce Rate

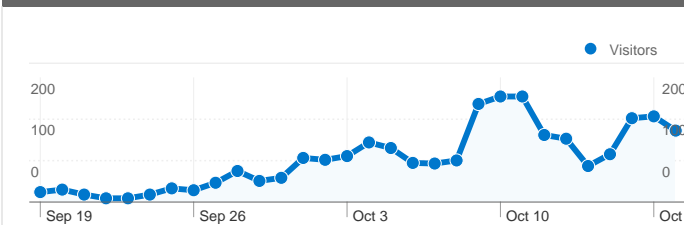
2,512 Pageviews

00:00:22 Avg. Time on Site

1.19 Pages/Visit

96.45% % New Visits

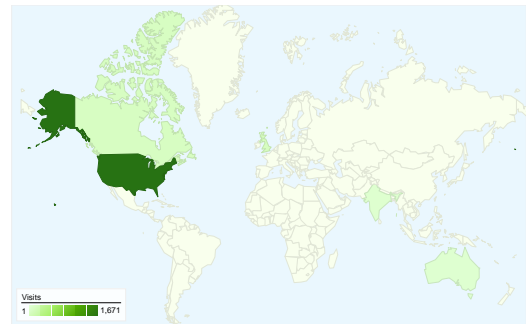
Visitors Overview



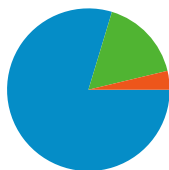
Visitors

2,041

Map Overlay



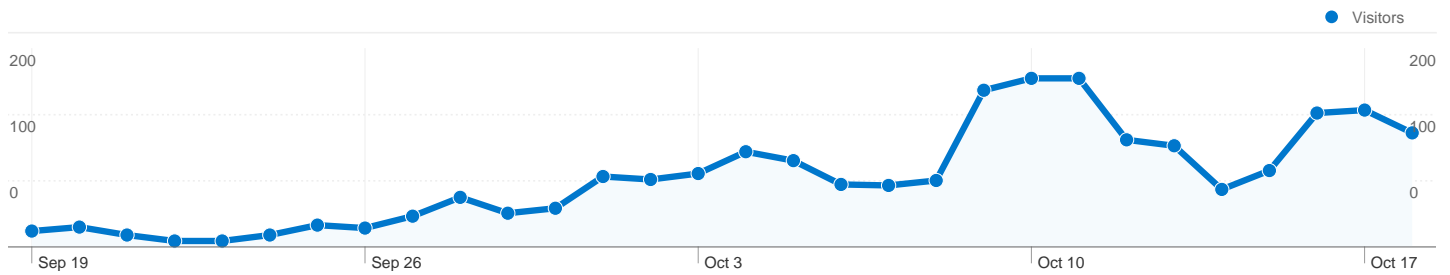
Traffic Sources Overview



- **Search Engines**
1,682.00 (79.68%)
- **Referring Sites**
350.00 (16.58%)
- **Direct Traffic**
79.00 (3.74%)

Content Overview

Pages	Pageviews	% Pageviews
/	2,509	99.88%
/search?hl=en&num=10&lr=&ft	1	0.04%
/translate_c?hl=pt-	1	0.04%
/translate_c?hl=ja&langpair=en	1	0.04%



2,041 people visited this site

2,111 Visits

2,041 Absolute Unique Visitors

2,512 Pageviews

1.19 Average Pageviews

00:00:22 Time on Site

86.03% Bounce Rate

96.45% New Visits

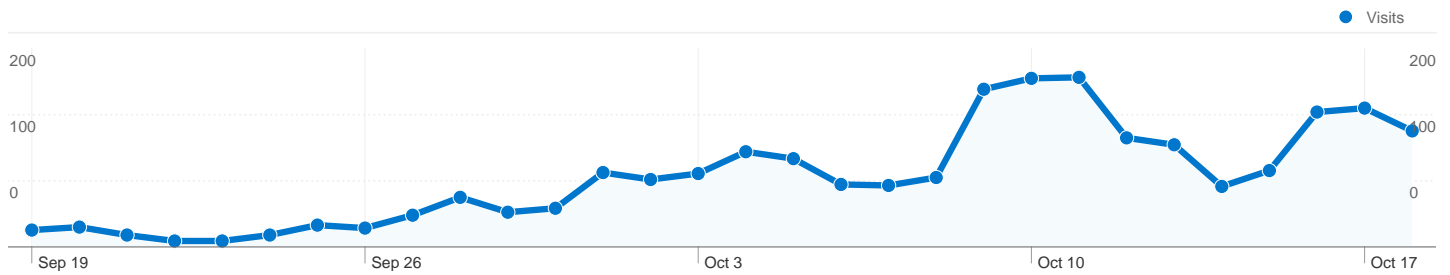
Technical Profile

Browser	Visits	% visits
Internet Explorer	879	41.64%
Safari	519	24.59%
Firefox	406	19.23%
Chrome	230	10.90%
Android Browser	49	2.32%

Traffic Sources Overview

Sep 19, 2011 - Oct 18, 2011

Comparing to: Site

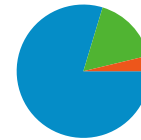


All traffic sources sent a total of 2,111 visits

3.74% Direct Traffic

16.58% Referring Sites

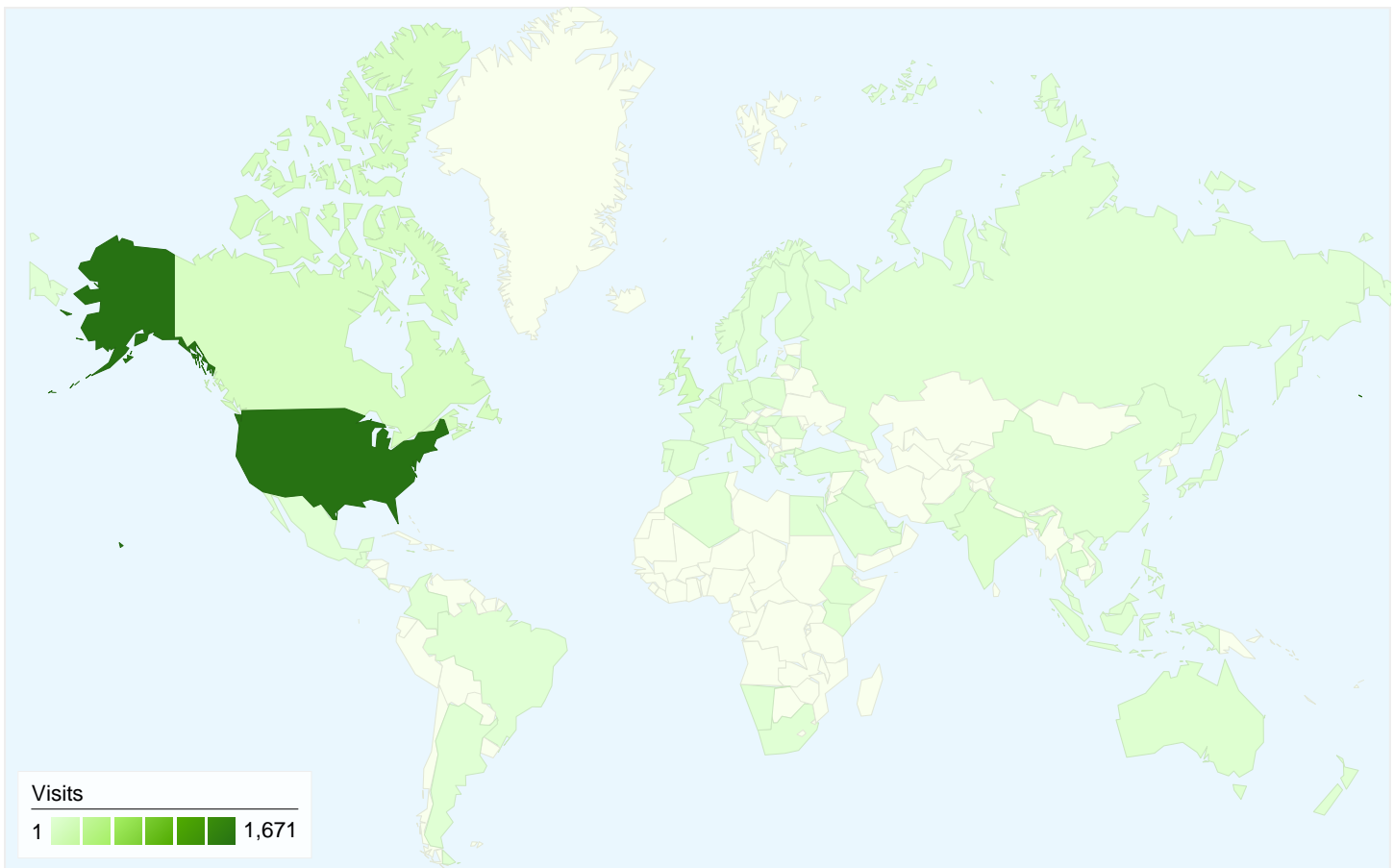
79.68% Search Engines



■ Search Engines
1,682.00 (79.68%)
■ Referring Sites
350.00 (16.58%)
■ Direct Traffic
79.00 (3.74%)

Top Traffic Sources

Sources	Visits	% visits	Keywords	Visits	% visits
google (organic)	1,541	73.00%	2012 marathons	830	49.35%
2012marathons.com (referral)	277	13.12%	marathons 2012	195	11.59%
(direct) ((none))	79	3.74%	2012 marathon schedule	189	11.24%
bing (organic)	68	3.22%	marathon schedule 2012	125	7.43%
yahoo (organic)	41	1.94%	marathons in 2012	76	4.52%

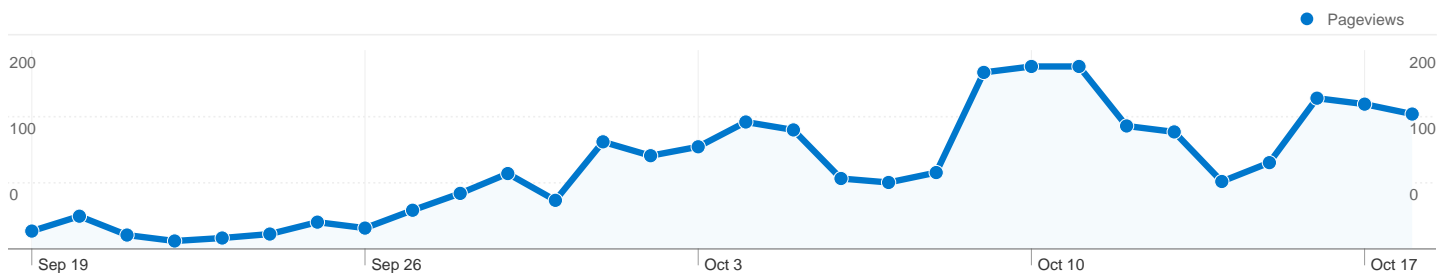


2,111 visits came from 69 countries/territories


Site Usage


<div>Visits</div> <div>2,111</div> <div>% of Site Total:</div> <div>100.00%</div>	<div>Pages/Visit</div> <div>1.19</div> <div>Site Avg:</div> <div>1.19 (0.00%)</div>	<div>Avg. Time on Site</div> <div>00:00:22</div> <div>Site Avg:</div> <div>00:00:22 (0.00%)</div>	<div>% New Visits</div> <div>96.21%</div> <div>Site Avg:</div> <div>96.45% (-0.25%)</div>	<div>Bounce Rate</div> <div>86.03%</div> <div>Site Avg:</div> <div>86.03% (0.00%)</div>	
Country/Territory	Visits	Pages/Visit	Avg. Time on Site	% New Visits	Bounce Rate
United States	1,671	1.20	00:00:22	96.95%	85.76%
United Kingdom	102	1.23	00:00:13	100.00%	83.33%
Canada	93	1.11	00:00:22	94.62%	89.25%
India	27	1.15	00:01:13	48.15%	88.89%
Australia	22	1.27	00:00:06	100.00%	77.27%
Ireland	15	1.07	00:00:26	100.00%	93.33%
Belgium	15	1.13	00:00:12	93.33%	86.67%
Germany	14	1.21	00:00:52	92.86%	78.57%
Netherlands	11	1.09	00:00:06	100.00%	90.91%


Hong Kong	8	1.00	00:00:00	75.00%	100.00%
1 - 10 of 69					



Pages on this site were viewed a total of 2,512 times

 2,512 Pageviews

 2,111 Unique Views

 86.03% Bounce Rate

Top Content

Pages	Pageviews	% Pageviews
/	2,509	99.88%
/search?hl=en&num=10&lr=&ft=i&cr=&safe=active&q=cache:ipym	1	0.04%
/translate_c?hl=pt-	1	0.04%
/translate_c?hl=ja&langpair=en ja&rurl=translate.google.co.jp&u=	1	0.04%