



Acquisition Overview

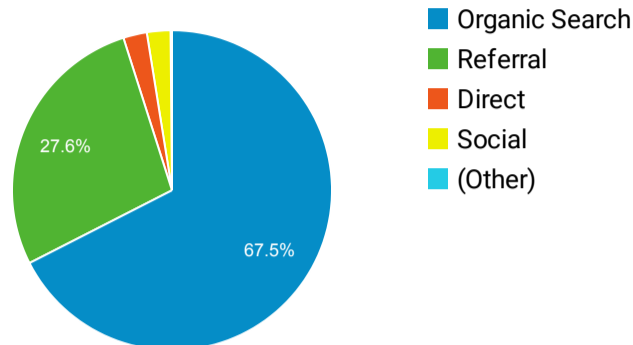
1 Apr 2023 - 1 Jul 2023

All Users
100.00% Users

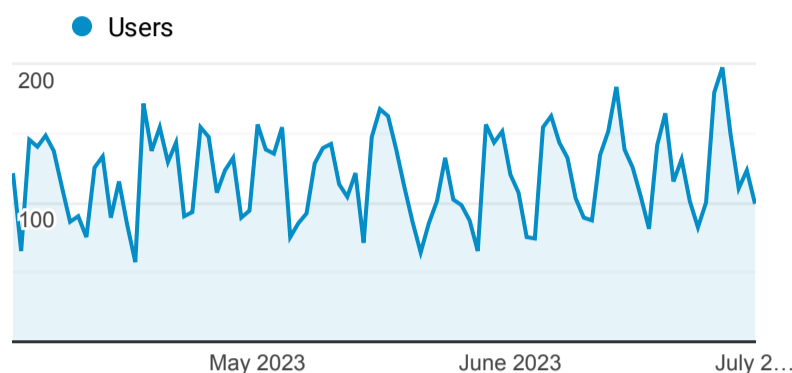
Primary Dimension: Conversion:

Top Channels All Goals [Edit Channel Grouping](#)

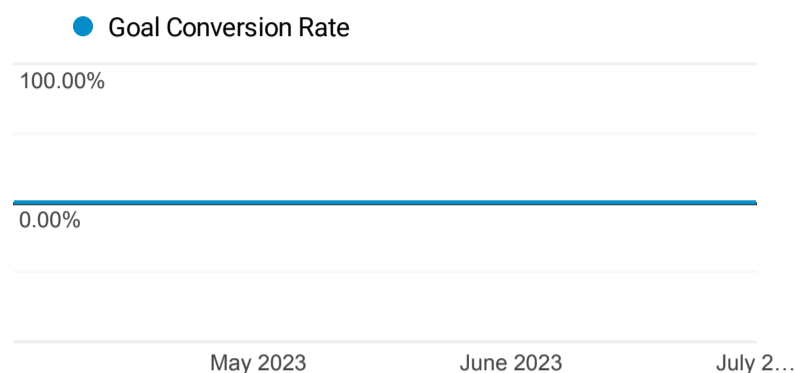
Top Channels



Users



Conversions



	Acquisition			Behaviour		
	Users ↓	New Users ↓	Sessions ↓	Bounce Rate ↓	Pages/Session ↓	Avg. Session Duration ↓
	10,860	10,754	11,000	44.48%	2.11	00:05:03
1 Organic Search	7,360	<div style="width: 70%;"></div>		44.54%	<div style="width: 70%;"></div>	
2 Referral	3,009	<div style="width: 30%;"></div>		40.97%	<div style="width: 60%;"></div>	
3 Direct	260	<div style="width: 2%;"></div>		76.17%	<div style="width: 95%;"></div>	
4 Social	260	<div style="width: 2%;"></div>		50.00%	<div style="width: 75%;"></div>	
5 (Other)	16	<div style="width: 0%;"></div>		47.37%	<div style="width: 70%;"></div>	

Conversions



Set up a goal.

To see outcome metrics, define one or more goals.

[GET STARTED](#)

To see all 5 Channels click [here](#).

